RoHS THIS IS A RoHS COMPLIANT COMPONENT/ PRODUCT.

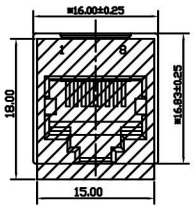

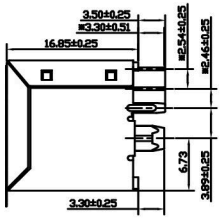

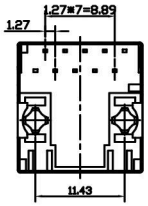

YY WW D

DAY

WEEK

YEAR

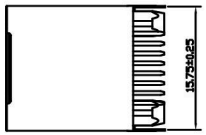

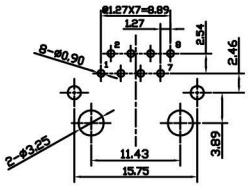

PC Board Layout
Component Side Shown

MARK	ECN-NO.	REVISION RECORD	DRAWN	DATE
		ADD NEW P/N	GRACE	011614'
		ADD NEW P/N	GRACE	112613'
X0	D069000	NEW DESIGN	GRACE	101212'

Contact Technology Co., Ltd.

UNLESS OTHERWISE SPECIFIED TO LIMITS: TOLERANCE ±0.20 X.X, ±0.15 X.XX, ±0.10 X.XXX, ±5° ANGLE. SCALE 3/1. UNIT mm. SIZE A3. SHEET 1/2. CHECKED. APPROVED.

Material/Plated/Notes: SEE NOTE

NAME: TOP ENTRY PCB JACK

Tolerance No.

PART NO. SEE NOTE

DOC. NO. KK3T0A031

REV. C

Design drawing

NEN-00-008 NFEN-00-024 Rev:A

RoHS THIS IS A RoHS COMPLIANT COMPONENT/ PRODUCT.

Notes:

Characteristics Description:

1. RJ45 10/100 Base-Tx Transformer Jack With Transformer Impedance Resistor/High Voltage Capacitor.
2. Size Same As RJ-45 Modular Jack To Save PCB Space.
3. Reduce EMI Radiation, Improve EMI Performance.
4. Designed For Network Interface Card Application.
5. Designed To Meet IEEE 802.3u Requirement.
6. Designed For 100 Base Transmission over UTP-5 Cable.

Electrical Specifications:

1. Inductance At 100 KHz, 100 mV 8mADC Bias: 350 uH Min.
2. Leakage Inductance 0.4 uH Max. @100KHz 100mV
3. Insertion Loss:1.1 dB Max. @ 1-100 MHz
4. Return Loss: 18dB Min. @ 1-30MHz
   16dB Min. @ 30-60MHz
   12dB Min. @ 60-80MHz
5. Cross Talk: 30dB Min. @ 1-100MHz
6. Common Mode Rejection:20dB Min. @1-100MHz
7. Isolation @60Hz:1500Vrms(Input To Output) 60 Seconds

Mechanical:

1. Housing Material: POLYESTER OR HIGH TEMP. UL94V-0
2. Insert Material: POLYESTER OR HIGH TEMP. UL94V-0
3. Contact Mateial Phosphor Bronze t=0.35mm.
4. Plating Contact Area-Gold Plating.
5. Shield Material Brass C2680 .T=0.2mm
6. Operating Life 750 Cycles Min.

Environmental:

1. Storage:-40°C To+85°C.
2. Operation:0°C To+70°C.
   Mates With Modular Plug Conforming To TIA-1096-A

Part Number: K3T1X-031-0X

1-3u' 2-6u' 3-15u'
4-30u' 5-50u' 7-GOLD FLASH

01:W/O MYLAR HIGH TEMP. D/C:RJMG1V200T1012R TYPE1
02:W/ MYLAR HIGH TEMP. D/C:RJMG1V200T1015R TYPE1
03:W/O MYLAR HIGH TEMP. W/O D/C TYPE1
04:W/O MYLAR HIGH TEMP. W/O D/C TYPE2
05:W/O MYLAR POLYESTER. W/O D/C TYPE1
06:W/O MYLAR HIGH TEMP. W/O D/C TYPE3
07:W/O MYLAR HIGH TEMP. D/C:RJMG1V200T1017R TYPE4

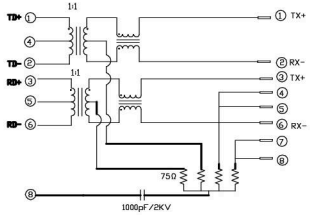

TYPE1

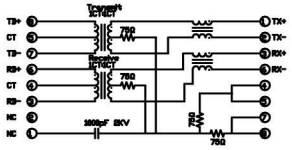

TYPE2

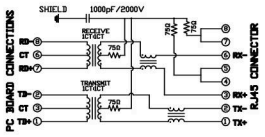

TYPE 3

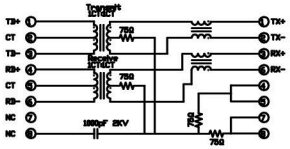

TYPE4

MARK	ECN-NO.	REVISION RECORD	DRAWN	DATE
		ADD NEW P/N	GRACE	011614'
		ADD NEW P/N	GRACE	112613'
X0	D069000	NEW DESIGN	GRACE	101212'

Contact Technology Co., Ltd.

UNLESS OTHERWISE SPECIFIED TO LIMITS: TOLERANCE ±0.20 X.X, ±0.15 X.XX, ±0.10 X.XXX, ±5° ANGLE. SCALE 3/1. UNIT mm. SIZE A3. SHEET 2/2. CHECKED. APPROVED.

Material/Plated/Notes: SEE NOTE

NAME: TOP ENTRY PCB JACK

Tolerance No.

PART NO. SEE NOTE

DOC. NO. KK3T0A031

REV. C

Design drawing

NEN-00-008 NFEN-00-024 Rev:A